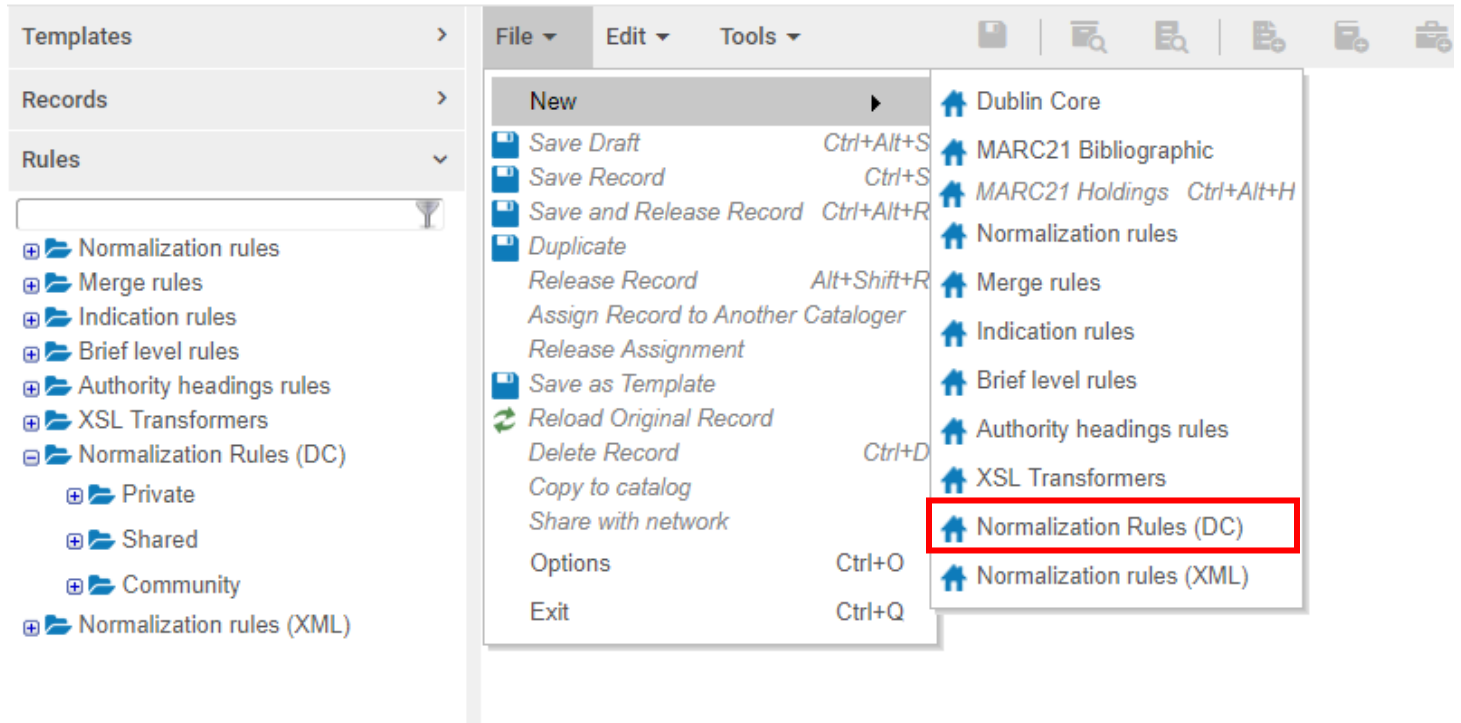


Creating a Local Resource Type for LibGuides (Dublin Core)

Create 2 Dublin Core Normalization Rules

Be sure to create these in the IZ, not the NZ, so you can work with them later on. (See the Normalization Rules section of <https://slcny.libanswers.com/faq/261303> if you're not sure how to do this.)

MD Editor



Rule to add an appropriate dc:type to the LibGuides discovery records

LibGuides dc:type

```
rule "create type"
when
(true)
then
set "libguide" in "dc"."type"
end
```

Preview Save Save and test using external record

Rule to add an appropriate resourceType to the LibGuides discovery records

LibGuides resourceType

```
rule "libguide"  
when  
  "dc"."type" equals "libguide"  
then  
  set "libguide" in "discovery"."resourceType"  
end
```

Preview Save Save and test using external record

Create a Local Resource Type

Alma Configuration – Discovery – Display Configuration – Local Resource Types

Configuring University at Albany

Filter List
Look-up or select

- Acquisitions
- Resources
- Discovery**
 - Search Configuration
 - Search Profiles
 - Restricted Search Groups
 - Display Configuration
 - Configure Views
 - Manage display and local fields
 - Local Resource Types**
 - Manage Tags
 - Hypertext Linking Definitions
 - Thumbnail configuration
 - Labels
- Fulfillment
- User Management
- General

Add local Resource Type

< Local Resource Types Back

1 - 1 of 1 + Add local Resource Type 🔗 ⚙️

| Enabled | Code | Display label | Updated by | |
|--------------------------|----------|-----------------|------------|---|
| <input type="checkbox"/> | libguide | Research Guides | RN643465 | ⋮ |

Fill out the relevant information and make it active.

Be sure that the Dublin Core tag and Value in Dublin Core fields match what you chose in your dc:type normalization rule.

< Edit Local Resource Type Cancel Save

General

Code * Active

Display Singular Label * Display Plural Label *

RIS type Genre

Metadata format

Mapping from MARC records

MARC field and subfield Value in MARC field

Mapping from Dublin Core

Dublin Core tag * Value in Dublin Core *

Create a Normalization Process Task

Alma Configuration – Discovery – Loading External Data Sources – Normalization Process Task

Add a new Process

< Process List Back

1 - 2 of 2 + Add Process 🔗 ⚙️

Business Entity:

Make sure the Business Entity is Discovery Bib Records and the Type is Discovery DC normalization.

< Process Details 1 2 3 4 Cancel Next

Business Entity *

Type *

Add an appropriate Name and Description for the Process, and make it active.

Process Details - General Information Cancel Save

DISCOVERY_BIB_MMS

Business Entity ID: Discovery BIB Records 1000022250004808 Type: Discovery DC normalization

General Information | Task List | Task Parameters

Name *

Description *

Status

Status Date -



Add 2 DC Drool Normalization Tasks to the Task List.



Process Details - Add Tasks Cancel Save

DISCOVERY_BIB_MMS

Business Entity Name: Discovery BIB Records LibGuides Resource Type Fix v2 Type: Discovery DC normalization

General Information | Task List | Task Parameters

Add Tasks  

| | Name | Description | |
|---|---|------------------------|---|
| 1 | <input type="text" value="DCImportDroolNormalization"/> | DC Drool Normalization |  |
| 2 | <input type="text" value="DCImportDroolNormalization"/> | DC Drool Normalization |  |

Add 2 Task Parameters.

Make sure the rule to add dc:type is listed first. Because of the logic of the rules, I believe this rule must be applied before the rule to assign a resourceType based on the dc:type.

Process Details - Task Parameters Cancel Save

DISCOVERY_BIB_MMS

Business Entity Name: Discovery BIB Records LibGuides Resource Type Fix v2 Type: Discovery DC normalization

General Information | Task List | Task Parameters

DC DROOL NORMALIZATION

Drools File Key *

DC DROOL NORMALIZATION

Drools File Key *

Save the Process.

Apply the normalization rules to the discovery import profile for LibGuides

< Import Profile Details Save Draft Cancel Save

libguides i v

Profile Type Discovery

Profile Details Normalization Delivery

Normalization

Normalize the data using LibGuides Resource Type Fix v2

End Result

Display in Primo (facets and brief/full records)

Resource Type ^

- Dissertations (225)
- Articles (218)
- Newspaper Articles (29)
- Research Guides (13)**
- Text Resources (9)
- Reviews (6)
- Conference Proceedings (1)

Subject v

3 RESEARCH GUIDE
Accounting and Taxation Information: A Research Guide
Christian Poehlmann
2009-08-25 19:55:20

4 RESEARCH GUIDE
Fax Services
Christian Poehlmann
2010-04-15 17:52:59
[Available Online >](#)

Record metadata

```
<record xmlns:xsi="http://www.w3.org/2001/XMLSchema-instance"
xmlns:dc="http://purl.org/dc/elements/1.1/"
xmlns:discovery="http://purl.org/dc/elements/1.1/">
  <dc:title>Finding Dissertations and Theses</dc:title>
  <dc:creator>Christian Poehlmann</dc:creator>
  <dc:subject/>
  <dc:type>libguide</dc:type>
  <dc:publisher>University at Albany</dc:publisher>
  <dc:date>2011-05-19 15:33:07</dc:date>
  <dc:identifier>https://libguides.library.albany.edu/Dissertations-
Theses</dc:identifier>
  <dc:identifier
xml:lang="eng">oai:libguides.com:guides/537132</dc:identifier>
  <discovery:resourceType>libguide</discovery:resourceType>
</record>
```

Notes:

- Guide to setting up an import profile for LibGuides: <https://slcnyc.libanswers.com/faq/261303>

- If you have already created and run an import profile for your LibGuides, you will need to remove the existing records and rerun it to have these changes appear in Primo.
 - Admin – Run a Job – Delete External Data Sources – Select your LibGuides from the Data Source dropdown